



How to make a 5-pointed window star


First of all take a piece of Kite paper or coloured tissue paper 15cm square and fold it in half diagonally. You can make them any size to suit your windows or lots of different sizes



Then make a kite shape by folding in the opposite corners to the diagonal crease as shown



Then fold each wing back half way, lining up along the outside edge and creasing the edges



Then carefully line each one against another one making sure the points meet in the middle and the amount of overlap is about what is shown here. Keep adding until you have a star!

